

My weekly message:

Hello Clyde Class!

Our videos are slowly going up! How many videos have you enjoyed?
Here are this week's learning activities. Remember to do what you can.

Have fun and stay safe!

Shazia (Mrs. Hussnain)

Circle Time: Daily

Ask different family members:

"How do you feel today?"

What day is it today?

Sing days of the week and do all the signs if you can:

<https://www.youtube.com/watch?v=oKqAblcwFOA>

What month is it?

Sing months of the year and sign the months if you can:

Signalong and Communication

Learn the following signs and practice them during breakfast.

APPLE




Working full "C" hand (palm back, pointing in) in front of chin drops forwards/down to palm up.

BANANA



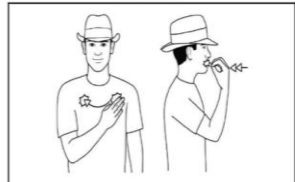
Supporting full "C" hand (palm in, pointing forward) mimics holding a banana, working bunched hand mimics pulling down peel of banana.

BOWL



Cupped hands (palms up, pointing forward) move out and up to finish palms in. Sign indicates size of bowl.

BREAKFAST



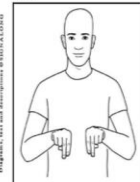
Working flat hand (palm back, pointing in/up) lips across chest from supporting side to working side; then working bunched hand (palm back, pointing up) lips twice at side of mouth.

CUP



Working full "C" hand with little finger extended (palm in, pointing forward/up) moves up to lips as though drinking.

DOG



Sign "V" hands (palms down, pointing forward) are held in front of body.

Literacy




Junk modelling-
create a fantasy creature

Story Literacy

Make up a story or a character description for your animal using some of these adjectives describing words.

Here are some ideas



<p>https://www.youtube.com/watch?v=5enDRrWyXaw</p> <p>What's the weather like? Do you know the signalong sign for the weather?</p> <p>Share news:</p> <p>What did you do yesterday?</p> <p>Listen to other members of the house's news too.</p> <p>Hi 5</p> <p>Do "Dinosaur Stomp" together using the following link:</p> <p>https://www.youtube.com/watch?v=Imhi98dHa5w</p>	<p>News Discussion (<i>this is a repeat task every week</i>)</p> <p>Watch and discuss children's Newsround reports.</p> <p>https://www.bbc.co.uk/newsround/news/watch_newsround</p>	
<p>Life Skills</p> <p>Paint your hands on both sides. Don't miss a bit!</p> <p>Now wash your hands using soap and imagine they are covered with paint. How well can you scrub them?</p>	<p>Art and Crafts</p>	<p>Maths</p> <p>Number Fun!</p> <p>Blow up some colourful water balloons! Then write numbers on them.</p>

Now practice washing your hands without paint. Are you able to get them just as clean?

That's how you need to wash your hands every time and keep yourself safe!



Father's Day Cards! Or just a Special Person Day card!

https://www.youtube.com/watch?v=_CXQU-Ohy1k

Make a card for someone special or your dad for Father's Day. It can be for your grandpa or an uncle you like.

You can write the numbers 1-10 or

You can write the answers to one of the tables you are learning or

You can write the answers to a selection of tables.

Directions

Ask an adult to ask a question.

Find the answer on the balloon. You can collect the balloon or try to burst it!



How many balloons did you get?

Maths

Home Tuckshop/Coffee Shop:

Continue with your home Tuckshop or Coffee shop.

Take turns being the customer or shop assistant.

Skills to focus on:

- Communication
- Counting coins

Science

Gravity-defying water

Gravity is what keeps us all with our feet firmly on the ground, but what if we could trick it and turn it into a science experiment instead? Great for doing at home, all you'll need is a wine glass, some water, a sheet of card and a bucket, as we show you [how to make gravity-defying water](#).

Learn a Lesson: Understand how gravity works, what a vacuum is and how science can sometimes be just like a magic trick

https://www.youtube.com/watch?time_continue=3&v=kUyL326uiCA&feature=emb_logo



House Scavenger Hunt

- Find something that begins with the letter "a"
- Find something that is blue
- Find something that is round
- Find something that has wheels
- Find something that begins with the letter "b"
- Find something that is orange
- Find something you can eat
- Find something you can wear
- Find something that begins with the letter "c"
- Find something that is soft
- Find something that floats
- Find something that is smaller than a penny
- Find something that begins with the letter "d"
- Find something that is yellow
- Find something that is sharp
- Find a rubber band
- Find something that begins with the letter "e"
- Find a paperclip
- Find a post-it
- Find a battery
- Find something that begins with the letter "f"
- Find an American coin
- Find a Non-American coin
- Find a magazine
- Find something that begins with the letter "g"

H.E.

Biscuit Recipe to try on school website. If you have any fun cutters you can use them for this. If you don't have any don't worry as you could use the edge of a jar or a glass instead. A supply teacher is also uploading recipes onto the website. You should check these out too!

P.E.

This week's task is to try and increase your activity. This can take any form that you like but here are some ideas:

- Go a little further or try a new route when you are out exercising.
- Can you play a few of the PE games from previous weeks? Maybe 1 or 2 a day?
- Maybe you could try some of the fitness circuits from previous weeks but add in a few extra exercises or make each exercise last longer?

Choose activities that you enjoy as you are more likely to keep going with them. Have fun!

Art Activity

This week the art activity is all about bringing the outdoors indoors! Feel the different textures and smell the lovely smells. (Easy)
Make fun pictures with leaves, flowers, pebbles, and twigs. Send a photo of your garden person to someone to brighten up their day.
(Intermediate/Challenging)

V.I.

Hi everyone. This week there are some sensory fairy tales for you to try. ☺ ☺ There is a link in the document to a You Tube channel with short animated fairy tales, so you don't need to remember the stories! Also, one of the stories is based on Disney's Tangled so you can explore some sensory activities while having a chilled out movie afternoon. Head over to the VI home learning section on the website and look for the fairy tales document.

Have fun. ☺

Julie Malcolm

VI Support Teacher