

## Tweed Class Home Learning 11<sup>th</sup> May

Hello to everyone. Hope you are well, enjoying your time at home and managing to do some activities. Remember to email, if you can, and let me know what you have been doing. *Catherine Smith and Tweed Team*

The following are suggestions; please adjust tasks to suit learner's abilities and engagement.

### Numeracy Activity; a dandelion clock


If you have been managing to get out on a daily walk you may have noticed a lot of yellow star flower growing through the grass in parks and along the verges of roads. These are called dandelions. Dandelion flowers are replaced by seed heads that are white and fluffy.


If you have been managing to get out on a daily walk you may have noticed a lot of yellow star flower growing through the grass in parks and along the verges of roads. These are called dandelions. Dandelion flowers are replaced by seed heads that are white and fluffy.



If you pick a seed head and blow on it the seeds blow away in the wind. You blow till the seed is all blown away, and you count each of the puffs—an hour to a puff. What time do you make it?

Have fun.





**Numeracy** (Form filling; Date of Birth) and **Literacy** ( remembering, reading, finding words on AAC device, calendar words)

It was Sandra's birthday recently. Happy 16<sup>th</sup> Birthday Sandra. It will be Maria's birthday soon.

- Do you know what month and year you were born in?
- Find a calendar - on-line- or paper and practise reading the months of the year.
- Practise saying the months of the year in sequence, out loud or using your AAC device.
- Mark on the calendar when it is your birthday. Perhaps it has been done already for you.
- Ask members of your household when their birthdays are and mark in a calendar.

### **Art Activity**




This week's art activity is as easy as *ABC*. Create words and amazing artwork using everyday objects found around the house. Check out the details in the Art Specialist Section on Braidburn School website home learning page. Happy hunting and creating!

**Hoping you are all keeping well**

**Best wishes**




**Aileen Mullen**





?  
What is VE Day?

 is an  during  World War 2.

 means  in .

8<sup>th</sup>  This is the  day  in Europe  ended.

 It is celebrated on the  8<sup>th</sup>  May.

 happened on the  8<sup>th</sup>  May  1945.

That was  75 years  ago.

## Literacy Activity Reading or Listening to Information Text

This **Literacy** Activity is about the VE celebrations you may have seen on the TV on Friday 8<sup>th</sup> May. Read or listen to a helper reading the information and try to make some bunting.



? How is VE Day Celebrated?

VE Day was celebrated across Europe with parties.

A big celebration took place in Times square in New York.

Another big celebration took place in Picadilly Circus in London.

People organised street parties.

Soldiers started coming home.

The war was not finished.

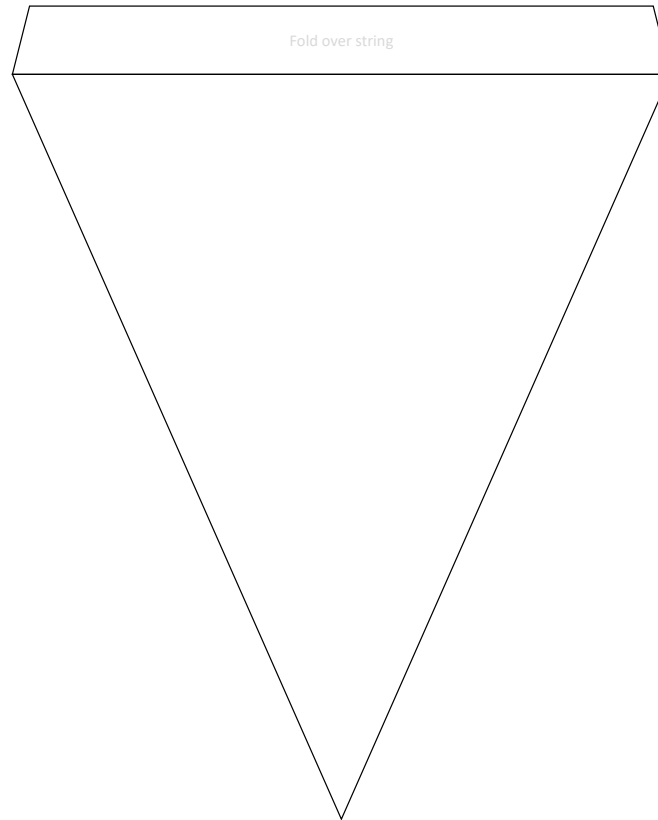
There was still fighting the Pacific against Japan.

## VE Day Activities

Make your own street party bunting.

You can use Red, White and Blue in your design.

Research other countries that fought with the allies and decorate bunting in their flag's colours.



## Life Skills

<b>Name</b>	
<b>Learning Objective</b>	Identify where each food item should be stored
<b>Date</b>	



- Cupboard
- Fridge
- Freezer



- Cupboard
- Fridge
- Freezer



- Cupboard
- Fridge
- Freezer



- Cupboard
- Fridge
- Freezer



- Cupboard
- Fridge
- Freezer



- Cupboard
- Fridge
- Freezer



- Cupboard
- Fridge
- Freezer



- Cupboard
- Fridge
- Freezer



- Cupboard
- Fridge
- Freezer



- Cupboard
- Fridge
- Freezer



- Cupboard
- Fridge
- Freezer



- Cupboard
- Fridge
- Freezer



- Cupboard
- Fridge
- Freezer



- Cupboard
- Fridge
- Freezer

## Health and Well Being

Look at some photos to cheer you up and remind you of better times. There are photos of friends and staff from Braidburn on the school website and Twitter if you have forgotten what we look like.

## Pupil Comments

Do you enjoy your home learning tasks? Say or sign to your parent or carer.