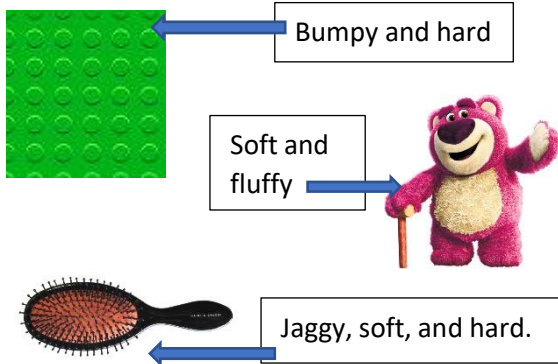


Art Activity Easy to Intermediate

Sensory objects and rubbings

Fun things to make and do with everyday object. (feeling objects and naming them (easy). Making a rubbing of everyday objects using wax crayons (Intermediate).


(Easy) Find as many different objects as you can from around the house. Can you find some things that you think are interesting to touch? How about: a hairbrush, cotton wool, an ice cube, a fluffy toy, bubble wrap and so on. Can you say: jaggy, soft, hard, soft.....



Top tip: the flatter the textured object the easier it is to hold in place. Get someone to hold the object for you while you do the rubbing. Photocopy paper is best to use.

Turn taking

(Easy/Intermediate) Why not ask someone in your house to close their eyes and guess what the object is. Then get them to do the same with you! If the object is hidden under a paper towel or dish cloth, could you guess what the object is using your hands or your feet?




(Intermediate) Can you have a look around your house and garden for things that have **nice textures**? Things that are **NOT** smooth. Put your object under a piece of thin paper and rub over the top with either wax crayons or colour pencils and watch the lovely textures and patterns appear.

Try using cooking foil to create amazing textures.

Indoors



Outdoors



Art Activity Intermediate to Challenging

Objects, rubbings, and card making.

How many interesting things can you take rubbings from?



Wax crayons

Top Tip: the flatter the textured object the easier it is to hold in place. When using pencils to do your rubbing, don't use the tip of the pencil as it will make a hole in the paper, use the side of the pencil point.

(Intermediate/challenging) Can you have a look around your house and garden for things that have nice textures? Things that are **NOT** smooth. Put your object under a piece of thin paper, photocopy paper works well for taking rubbings, and rub over the top with either wax crayons or colour pencils and watch the lovely textures and patterns appear. Try using different colours for each object and watch yellow and blue change to green.

Why not use rainbow colours, and do a rubbing to stick onto your window for everyone passing to enjoy x



Colour pencils

Make your rubbing into a lovely card. Make someone's day, send them an amazing card with a lovely message in it.

